

IMPORTANT SAFETY INSTRUCTIONS

When using electrical appliances, especially when children are present, basic safety precautions should always be followed, including the following:

FOR HOUSEHOLD USE ONLY

READ ALL INSTRUCTIONS BEFORE USING—SAVE THESE INSTRUCTIONS

Do not use this appliance near bathtubs, showers, basins or other vessels containing water.

▲ WARNING—To reduce the risk of death by electric shock:

1. Always unplug the unit immediately after using.
2. Do not use while bathing.
3. Do not place or store appliance where it can fall or be pulled into a bath or sink.
4. Do not place in or drop into water or other liquid.
5. If an appliance falls into water, unplug immediately before removing the appliance. Do not reach into the water.

▲ WARNING—To reduce the risk of burns, electrocution, fire or injury to persons:

6. An appliance should never be left unattended when plugged in. When the appliance is used in a bathroom, unplug it after use since the proximity of water presents a hazard even when the appliance is switched off.
7. Cleaning and maintenance should not be done by children without supervision.
8. This appliance is not intended for use by persons (including children) with reduced physical, sensory or mental capabilities, or lack of experience and knowledge, unless they have been given supervision or instruction concerning use of the appliance by a person responsible for their safety.
9. Children should be supervised to ensure that they do not play with the appliance.
10. Use this appliance only for its intended use as described in this manual.
11. For safety, only use Shark attachments with this product.

12. For additional protection, the installation of a residual current device (RCD) having a rated residual operating current not exceeding 30 Ma is advisable in the electrical circuit supplying the bathroom. Ask your installer for advice.
13. Never operate this appliance if it has a damaged cord or plug, if it is not working properly or if it has been dropped, damaged or dropped into water, contact Shark customer service center.
14. Keep the cord away from heated surfaces. Do not wrap the cord around the appliance.
15. Never block the air openings of the appliance or place it on a soft surface, such as a bed or sofa, where the air openings may be blocked. Keep the air openings free of lint, hair and the like.
16. Never use on someone who is sleeping.
17. Never drop or insert any object into any opening.
18. Do not use outdoors or operate where aerosol (spray) products are being used or where oxygen is being administered.
19. Do not use an extension cord with this appliance.
20. Do not direct hot air toward eyes or other heat-sensitive areas.
21. Attachments may be hot during use. Allow them to cool before handling.
22. Do not place appliance on any surface while it is operating.
23. While using the appliance, keep your hair away from the air inlets.
24. Do not operate with a voltage converter.
25. Storage bag is not heat resistant.

TECHNICAL SPECIFICATIONS Voltage: 230V, 50Hz | Power: 1400W

© 2022 SharkNinja Operating LLC.

SHARK FLEXSTYLE is a pending trademark in the United Kingdom of SharkNinja Operating LLC.
For accessories and replacement parts, visit sharkclean.co.uk

HD420UK_HD440UK_Series_Warning_Insert_220901_MV2

TWO (2) YEAR LIMITED GUARANTEE

When a consumer buys a product in the UK, they get the benefit of legal rights relating to the quality of the product (your “statutory rights”). You can enforce these rights against your retailer. However, at Shark we are so confident about the quality of our products that we give you an additional manufacturer’s guarantee of up to two years (one year, plus an additional year upon registration). Offer valid only in the United Kingdom. These terms and conditions relate to our manufacturer’s guarantee only – your statutory rights are unaffected.

The conditions below describe the prerequisites and scope of our guarantee. They do not affect your statutory rights or the obligations of your retailer and your contract with them.

Shark® Guarantees

Your Shark unit constitutes a sizeable investment. Your new hairdryer needs to work properly for as long as possible. The guarantee it comes with is an important consideration - and reflects how much confidence the manufacturer has in its product and manufacturing quality.

Every Shark machine comes with a free parts and labour guarantee. Our customer service helpline (**0800 862 0453**) is open from 9.00am to 6.00pm Monday - Friday. It's free to call and you'll be put straight through to a Shark representative. You'll also find online support at sharkclean.co.uk

How do I register my Shark® guarantee?

Purchases made from the Shark website are automatically registered for the two year extended guarantee. You can register your guarantee online within 28 days of purchase. To save time, you'll need the following information about your hairdryer:

- Date you purchased the unit (receipt or delivery note).

To register online, please visit sharkclean.co.uk

IMPORTANT

- The guarantee will only cover your product from the date of purchase.
- Please keep your receipt at all times. Should you need to use your guarantee we will need your receipt to verify the information you have supplied to us is correct. The inability to produce a valid receipt may invalidate your guarantee.

What are the benefits of registering my free Shark® guarantee?

When you register your guarantee we'll have your details to hand if we ever need to get in touch.

You can also receive tips and advice on how to get the best out of your Shark unit and hear the latest news about new Shark® technology and launches. If you register your guarantee online, you'll get instant confirmation that we've received your details.

How long are new Shark® machines guaranteed for?

Our confidence in our design and quality control means that your new Shark unit is guaranteed for up to two years (initial one-year guarantee and the additional one-year extension upon registration).

What is covered by the free Shark® guarantee?

Repair or replacement of your Shark machine (at Shark's discretion), including all parts and labour. A Shark guarantee is in addition to your statutory rights as a consumer.

What is not covered by the free Shark® guarantee?

1. Normal wear and tear of wearable parts (such as accessories). Replacement parts are available for purchase at sharkclean.co.uk
2. Damage caused by misuse, abuse, negligent handling, failure to perform required maintenance or damage due to mishandling in transit.
3. Damage caused by maintenance not authorised by Shark.

What happens when my Shark® guarantee runs out?

Shark does not design products to last for a limited time. We do appreciate that there may be a desire for our customers to want to repair their unit after the guarantee has lapsed. In this case please contact our customer service help line and ask about our out of guarantee repair program, on **0800 862 0453**.

Where can I buy genuine Shark® spares and accessories?

Shark spares and accessories are developed by the same engineers who developed your Shark unit. You'll find a full range of Shark spares and replacement parts/accessories for all Shark machines at Sharkclean.co.uk

Please remember that damage caused by the use of non-Shark spares may not be covered under your guarantee.

OPERATING INSTRUCTIONS

1. Turns the styler on and off.
2. Adjusts the airflow. Pressing the button allows you to choose a low, medium, or high airflow.
3. Adjusts the temperature. Pressing the button allows you to choose no heat, low, medium or high temperature.
4. Press and hold the Cool Shot button for a cool burst of air to set your style.
5. To attach any accessories included with your model, press them into the nozzle outlet. You will know they are properly attached when they click in place.
6. To remove any accessories included in your model, slide the lock down and lift the accessory off of the nozzle by holding onto the touchpoints identified in your Style Guide.
7. To change from styling wand mode to hair dryer mode, slide down the lock and rotate the nozzle left.

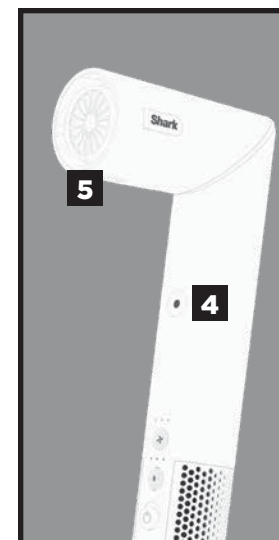

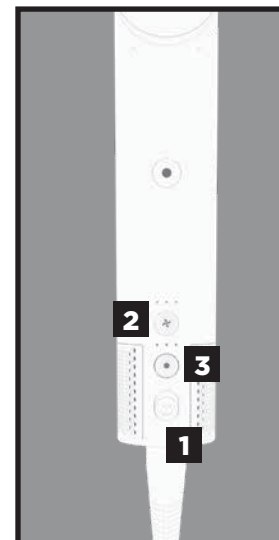
Keep rotating the nozzle until it clicks into place in hair dryer mode. To change from hair dryer mode to styling wand mode, slide down the lock and rotate the nozzle right.

For further operating instructions, please consult the Styling Guide.

Storage, Cord Safety, and Maintenance/Cleaning:

- Ensure the cord is not knotted, twisted, or wrapped around any nearby objects when in use.
- Store the unit in a dry location away from water and other heat sources.
- Regularly clean the filter at the bottom of the unit.

To clean the filter, first slide the filter cover off the bottom of the unit. Then use a new toothbrush to brush off any dust or debris on the filter. Once the filter is clean, slide the filter cover back onto the unit until it clicks in place.



TROUBLESHOOTING & ERROR CODES

MAINTENANCE/CLEANING

Reduction in Airflow, Overheating

A change in airflow or air power, airflow blockages, and/or visible buildup on the inlet at the bottom of the unit indicates your unit needs to be cleaned. We recommend using a new toothbrush to clean off the filter at the bottom of the unit.

OVERHEATING

Hair dryer is overheating or shuts off.

This unit is equipped with a temperature-protective thermostat. If for some reason your hair dryer overheats, the thermostat will automatically turn the unit off. To prevent power-down recurrence, unplug the hair dryer and set it aside to cool, or cool down using the cool shot button during use. Overheating may result if the unit is powered on for a long duration, or can indicate a blockage or dust buildup.

We recommend using a new toothbrush to clean off the filter at the bottom of the unit. If overheating continues to occur, contact Customer Service at **0800 862 0453**.

Overheating Error Code



If you are experiencing a different error code, contact Customer Service at **0800 862 0453**.

SharkNinja Europe Limited,
3150 Century Way,
Thorpe Park, Leeds,
LS15 8ZB, UK

Telephone: +44 (0)800 862 0453
www.sharkclean.co.uk

SharkNinja Germany GmbH,
c/o Regus Management GmbH,
Excellent Business Center 10.+11. Stock,
Westhafenplatz 1,
60327 Frankfurt am Main,
Germany

